



# **2014-15 Graduate Survey**

**Employment and Educational Outcomes  
of Students Graduating  
Summer 2014, Fall 2014, & Spring 2015**

**DUTCHESS COMMUNITY COLLEGE  
OFFICE OF INSTITUTIONAL RESEARCH, PLANNING, & ASSESSMENT  
AUGUST 2016**

**K:\GRADUATE\SURVEY\2015 (1415 grads)\DATA ANALYSIS\Graduate\_Survey\_2014-15.pdf**

## **CONTENTS**

- Page 2 Data Sources; Sample Representativeness; Key Highlights
- Page 3 Table 1: Overall Outcomes
- Page 4 Table 2: Outcomes by Major/Program
- Page 7 Table 3: Employers in Dutchess County
- Page 8 Table 4: Transfer Colleges in New York
- Page 9 Appendix: Survey Instrument

## **DATA SOURCES**

- Degrees conferred were extracted from Argos report ST0190B.
- Post-graduation employment and enrollment data was collected from survey respondents.
  - The questionnaire was created by Counseling & Career Services (see Appendix).
  - It was administered 3 to 9 months after graduation by mail, telephone, and online using Survey Monkey.
- Post-graduation enrollment data was extracted from the National Student Clearinghouse.



















## **SAMPLE REPRESENTATIVENESS**

- 1,162 students graduated in Summer 2014, Fall 2014, and Spring 2015.
- 1,200 degrees were conferred; 34 students earned multiple degrees.
- Employment data was available for 299 graduates (26% of population).
- Education data was available for 709 graduates (61% of population).

## **KEY HIGHLIGHTS**

- 68% of graduates reported being currently employed, 51% of which work in Dutchess County.
- 94% of graduates continued their education, 62% of which enrolled at a SUNY institution.
- Among graduates earning AAS degrees, employment was more prevalent than continued education.
- Among graduates earning AA and AS degrees, continued education was more prevalent than employment.

## Table 1: Overall Outcomes

OUTCOMES	N	%	
<b>Total N</b>	<b>1162</b>	<b>100</b>	
Employment Information Obtained	299	26	
Educational Information Obtained	709	61	
<b>Employment Information Obtained</b>	<b>299</b>	<b>100</b>	
Currently Employed	202	68	
Not Currently Employed	97	32	
<b>Currently Employed</b>	<b>202</b>	<b>100</b>	
Employed Full-Time	128	63	
Employment Related to Major	85	42	
Employed in NY State	178	88	
Employed in Dutchess County	103	51	
<b>Not Currently Employed</b>	<b>97</b>	<b>100</b>	
Seeking Employment	33	34	
<b>Educational Information Obtained</b>	<b>709</b>	<b>100</b>	
Continued Education/Transferred	664	94	
<b>Continued Education/Transferred</b>	<b>664</b>	<b>100</b>	
Within NY State	593	89	
Within SUNY System	413	62	

### NOTES

- Degrees were conferred Summer 2014, Fall 2014, and Spring 2015. The reporting timeframe has been adjusted from prior reports due to changes in CTEA/Perkins reporting requirements.
- The employment and educational outcomes are distinct from one another, and unless indicated otherwise, include both full- and part-timers. Graduates may have reported on only one or both outcomes.
- Some students earned multiple degrees. **The outcomes shown are unduplicated counts of graduating students irrespective of total degrees conferred during the reporting timeframe.**

**Table 2: Outcomes by Major/Program**

MAJOR/PROGRAM		DEGREES	DATA	CURRENTLY	DATA	CONTINUED		
		CONFERRED	AVAILABLE	EMPLOYED	AVAILABLE	EDUCATION		
		N	N	N	%	N	N	%
<b>Associate in Arts</b>	<b>AA</b>	<b>247</b>	<b>54</b>	<b>31</b>	<b>57</b>	<b>167</b>	<b>163</b>	<b>98</b>
Liberal Arts & Sciences - Humanities and Social Sciences	LAH	244	53	30	57	165	161	98
Liberal Arts & Sciences - Mathematics	LAM	3	1	1	100	2	2	100
<b>Associate in Science</b>	<b>AS</b>	<b>655</b>	<b>166</b>	<b>103</b>	<b>62</b>	<b>447</b>	<b>428</b>	<b>96</b>
Adolescent Education (7-12) - Biology	EDB	7	2	1	50	4	4	100
Adolescent Education (7-12) - Chemistry	EDX	0						
Adolescent Education (7-12) - Earth Science	EDS	3	1	1	100	1	1	100
Adolescent Education (7-12) - English	EDL	121	32	22	69	80	76	95
Adolescent Education (7-12) - French	EDF	61	18	15	83	38	37	97
Adolescent Education (7-12) - History/Social Studies	EDH	7	1	0	0	7	7	100
Adolescent Education (7-12) - Mathematics	EDM	71	19	12	63	40	36	90
Adolescent Education (7-12) - Spanish	EDP	0						
Art Studies	ASP	1	0			0		
Aviation Management	AVM	0						
Aviation Science - Pilot	AVI	0						
Business Administration - Transfer	BAT	10	0			7	7	100
Communications and Media Arts	COM	4	0			1	1	100
Computer Science	CPS	1	0			1	1	100
Criminal Justice - Transfer	CRT	0						
Early Childhood and Childhood Education (B-6)	EED	2	2	2	100	1	1	100
Early Childhood Education (B-2)	EDE	0						
Elementary/Childhood Education (1-6)	EDC	26	7	6	86	22	22	100
Engineering Science - Transfer	ENR	28	8	1	13	24	23	96
Exercise Science and Wellness	ESW	16	4	1	25	14	14	100
Fire and Occupational Safety	FIR	3	2	1	50	1	1	100
General Studies	GSP	103	25	16	64	75	70	93
Human Services	HMS	70	16	14	88	44	43	98
Information Management	INM	15	5	3	60	8	7	88
Liberal Arts & Sciences - Science	LAX	64	17	6	35	53	52	98
Performing Arts	PFA	11	2	1	50	6	6	100
Visual Arts	VAT	31	5	1	20	20	19	95

**Table 2: Outcomes by Major/Program (continued)**

MAJOR/PROGRAM		DEGREES	DATA	CURRENTLY	DATA	CONTINUED		
		CONFERRED	AVAILABLE	EMPLOYED	AVAILABLE	EDUCATION		
		N	N	N %	N	N %		
<b>Associate in Applied Science</b>	<b>AAS</b>	<b>235</b>	<b>75</b>	<b>63</b>	<b>84</b>	<b>85</b>	<b>63</b>	<b>74</b>
Accounting	ACC	16	5	5	100	6	4	67
Advertising - Commercial Art	CAR	8	3	3	100	5	5	100
Architectural Technology	ARC	26	9	7	78	14	9	64
Business Administration	BUS	7	2	2	100	3	3	100
Child Care	CHC	1	0			0		
Clinical Lab Technician (formerly Medical Lab. Tech.)	MLT	7	3	2	67	3	1	33
Computer Information Systems	CIS	4	1	1	100	0		
Construction Technology Management	CNS	8	3	3	100	2	2	100
Criminal Justice - Public and Private Security	CRJ	17	5	3	60	8	7	88
Early Childhood	ECH	9	0			1	1	100
Electrical Technology	ELT	13	3	3	100	4	3	75
Emergency Medical Technician - Paramedic	PAR	0						
Fire Protection Technology	FPT	8	3	3	100	2	2	100
Mental Health Assistant	CMH	69	26	19	73	27	20	74
Nursing	NUR	19	3	3	100	8	6	75
Paralegal	PAL	6	2	2	100	0		
Telecommunications Technology - Verizon	TEN	17	7	7	100	2	0	0
<b>Certificate</b>	<b>CERT</b>	<b>63</b>	<b>18</b>	<b>17</b>	<b>94</b>	<b>34</b>	<b>33</b>	<b>97</b>
Advanced Science and Mathematics Studies	ASM	3	0			1	1	100
Air Conditioning and Refrigeration Technology	ACR	2	0			1	1	100
Bookkeeping	BOK	4	2	2	100	1	1	100
C++/Java Advanced Programming	CJC	1	1	1	100	0		
Chemical Dependency Counseling	CDC	3	2	2	100	2	2	100
Child Care - Direct Care	DRC	0						
Computer Assisted Drafting	CAD	3	1	1	100	2	2	100
Computer Networking	CNC	0						
Computer Software Support	SSC	4	1	1	100	1	1	100
Early Childhood Caregiver	ECC	2	0			1	1	100
Music Performance	MPC	22	6	5	83	15	14	93
Paralegal Certificate	PLL	10	3	3	100	5	5	100
Phlebotomist	PDC	2	1	1	100	1	1	100
Teacher Assistant	TEA	6	0			3	3	100
Web Administration	WAC	1	1	1	100	1	1	100

**Table 2: Outcomes by Major/Program (continued)**

MAJOR/PROGRAM	DEGREES CONFERRED		DATA AVAILABLE	CURRENTLY EMPLOYED		DATA AVAILABLE	CONTINUED EDUCATION	
	<i>N</i>		<i>N</i>	<i>N</i>	%	<i>N</i>	<i>N</i>	%
<i>Total Degrees Conferred</i>	<i>TOTAL</i>	<i>1200</i>	<i>313</i>	<i>214</i>	<i>68</i>	<i>733</i>	<i>687</i>	<i>94</i>

**NOTES**

- Degrees were conferred Summer 2014, Fall 2014, and Spring 2015. The reporting timeframe has been adjusted from prior reports due to changes in CTEA/Perkins reporting requirements.
- The employment and educational outcomes are distinct from one another, and unless indicated otherwise, include both full- and part-timers. Graduates may have reported on only one or both outcomes.
- Some students earned multiple degrees. **The outcomes shown are based on DEGREES CONFERRED which includes graduates in the counts for each major/program completed.**

## Table 3: Employers in Dutchess County

---

### OF THE 103 GRADUATES WORKING IN DUTCHESS COUNTY, 21% REPORTED THESE 10 EMPLOYERS:

ACCENT CARE	HUDSON VALLEY FEDERAL CREDIT UNION
CARDINAL HAYES HOME FOR CHILDREN	MID-HUDSON REGIONAL HOSPITAL
DUTCHESS COMMUNITY COLLEGE	MOUNT KISCO MEDICAL GROUP
GAP INC	THE GRANDVIEW
HEALTH QUEST	VERIZON

### THE REMAINDER WORKED ELSEWHERE IN THE COUNTY:

ADAMS FAIRACRE FARMS	IBM	SHADOWS ON THE HUDSON
ALANT	INSTITUTE FOR FAMILY HEALTH	SHOP RITE
ALERT SECURITY	K-MART	SODEXO
ANDY'S PLACE	LINKS AT UNIONVILLE	STEWART'S SHOPS
AROMA OSTERIA	M&T BANK	STOP & SHOP
ASTOR SERVICES FOR CHILDREN AND FAMILIES	MACY'S	SUPREME PIANOS OF NEW YORK
BETTER TAN	MARIST COLLEGE	TAXPERT TAX SERVICE
BOTTINI FUEL	MARRIOT	TGI FRIDAYS
CENTURY 21 HUDSON VALLEY	MCDONALDS	THINGS REMEMBERED
CHILDRENS HOME OF POUGHKEEPSIE	METZGER INJURY LAW	TJ MAX
CHILI'S	MID-HUDSON PROTECTIVE SERVICES	TLC CLEANING
COMMUNITY FAMILY DEVELOPMENT	MOTHER EARTH STOREHOUSE	TLC PEDIATRICS
CREATIVE KIDS DAYCARE	NDP EMS	TOWN OF FISHKILL POLICE
CULINARY INSTITUTE	NYS CHILD SERVICE	TRANSCARE
CVS PHARMACY	NYS COALITION FOR THE BLIND	USPS
DSW	OLIVE GARDEN	VASSAR BROTHERS MEDICAL CENTER
DUNKIN DOUGHNUTS	PARMOUNT EAST FISHKILL	WAPPINGERS CENTRAL SCHOOL DISTRICT
DUTCHESS COMMUNITY COLLEGE	PARTY TIME RENTALS	WINGATE
DUTCHESS ARC	PET SUPPLIES PLUS	
EVEREADY DINER	PIERCING PAGODA	
GRACE SMITH HOUSE	PINE PLAINS TRACTOR	
GRINNELL LIBRARY	PLANET FITNESS	
HANNAFORDS	POUGHKEEPSIE CITY SCHOOL	
HOME CARE NURSING	PROJECT MORE	
HOME DEPOT	QUAKER HILL	
HOMESPUN FOODS	ROBO DEIL	
HOPEWELL TAILOR SHOP	SAMS CLUB	

---

## Table 4: Transfer Colleges in New York

---

### OF THE 593 GRADUATES CONTINUING THEIR EDUCATION IN NEW YORK, 72% SUBSEQUENTLY ENROLLED AT THESE 10 COLLEGES:

MARIST COLLEGE	SUNY DUTCHESS CC
MERCY COLLEGE	SUNY EMPIRE STATE
MOUNT SAINT MARY COLLEGE	SUNY NEW PALTZ
SUNY ALBANY	SUNY ONEONTA
SUNY BINGHAMTON	SUNY OSWEGO

### THE REMAINDER ENROLLED ELSEWHERE IN THE STATE:

BERKELEY COLLEGE	ROCHESTER INSTITUTE OF TECHNOLOGY	SYRACUSE UNIVERSITY
CLARKSON UNIVERSITY	SCHOOL OF VISUAL ARTS	THE SAGE COLLEGES
CONCORDIA COLLEGE	SIENA COLLEGE	
CORNELL UNIVERSITY	ST JOHNS UNIVERSITY	
CULINARY INSTITUTE OF AMERICA	SUNY BUFFALO	
CUNY BERNARD M. BARUCH COLLEGE	SUNY CANTON	
CUNY BROOKLYN COLLEGE	SUNY COBLESKILL	
CUNY CITY COLLEGE	SUNY COLUMBIA-GREENE CC	
CUNY HUNTER COLLEGE	SUNY CORTLAND	
CUNY JOHN JAY COLLEGE OF CRIMINAL JUSTICE	SUNY DELHI	
CUNY LEHMAN COLLEGE	SUNY ENVIRONMENTAL SCIENCE AND FORESTRY	
CUNY NYC COLLEGE OF TECHNOLOGY	SUNY FASHION INSTITUTE OF TECHNOLOGY	
CUNY QUEENS COLLEGE	SUNY FREDONIA	
CUNY SCHOOL PROF STUDIES	SUNY GENESEO	
DOMINICAN COLLEGE	SUNY HUDSON VALLEY CC	
ELMIRA COLLEGE	SUNY MARITIME	
EXCELSIOR COLLEGE	SUNY MORRISVILLE	
FINGER LAKES SCHOOL OF MASSAGE	SUNY OLD WESTBURY	
FORDHAM UNIVERSITY	SUNY ORANGE CC	
HOFSTRA UNIVERSITY	SUNY PLATTSBURGH	
LIM COLLEGE	SUNY POLYTECHNIC INSTITUTE	
LONG ISLAND UNIVERSITY	SUNY POTSDAM	
MANHATTAN COLLEGE	SUNY PURCHASE	
NEW YORK INSTITUTE OF TECHNOLOGY	SUNY STONY BROOK	
NIAGARA UNIVERSITY	SUNY TOMPKINS CORTLAND CC	
PACE UNIVERSITY	SUNY ULSTER CC	
RENSELAER POLYTECHNIC INSTITUTE	SUNY WESTCHESTER CC	

---



## Appendix: 2014/15 Graduate Survey

***Counseling & Career Services (845.431.8040) at Dutchess Community College congratulates you on earning your degree, and we would like to discover whether you have been successful in meeting your employment or transfer goals.***

As a way of saying thank you, your name will be entered into a special raffle for survey participants. Completing this survey provides you:

### **A CHANCE TO WIN A GIFT CERTIFICATE FROM DCC'S BOOKSTORE.**

Please take just a few minutes of your time to answer this very short survey. All information collected is strictly for research purposes and will only be shared in aggregate form. Your personal responses will remain completely confidential.

1. **Please enter your name here (Only one response per student will be entered into the raffle drawing):**

2. **Are you currently employed (either full-time or part-time)?**

Employment in a job related to your program of study?

Full Time       Part Time

Employed in a job not related to your program of study?

Full Time       Part Time

Enter the military?

Not working but seeking employment?

Not working and NOT seeking employment?

**If employed please enter:**

**Employer Name:** \_\_\_\_\_

**Your job title:** \_\_\_\_\_

**Are you employed in New York State?**       Yes       No

**If yes, what county are you employed in?** \_\_\_\_\_

3. **After completing your program or leaving DCC, did you pursue additional education and/or transfer?**

Yes       No

If yes, please tell us the name of the school in which you enrolled:

**Is your college in New York State?**       Yes       No

**MAJOR:** \_\_\_\_\_

4. **Have you taken a Licensing or Certification Exam (i.e. NCLEX; Fitness Instructor; Clinical Lab Technologist)?**

Yes  No If yes, what exam did you take, and did you pass?

5. **If you attended the DCC graduation at the Mid-Hudson Civic Center please rate on a scale of 1 (poor) to 10 (excellent) your satisfaction with the ceremony. \_\_\_**

6. **While at Dutchess Community College did you:**

- Attend an on-campus Job Fair
- Attend a Transfer Fair or Transfer Panel
- Receive Career or Transfer assistance at Counseling and Career Services
- Attend an in-class workshop on Transfer or Career issues
- None of the above

7. **Is your first/primary language:**

English  Other (please specify \_\_\_\_\_)

8. **While at DCC, did you fall in to any of the following categories?**

A displaced homemaker?  Yes  No A single parent?  Yes  No

9. **Family Income Level (if you live at home, indicate the combined income of your parents, if you live independently indicate the combined income of yourself and any other working individuals in your household)**

<input type="checkbox"/> \$0 - \$21,257	<input type="checkbox"/> \$36,132 - \$43,568	<input type="checkbox"/> \$58,443 - \$65,879
<input type="checkbox"/> \$21,258 - \$28,694	<input type="checkbox"/> \$43,569 - \$51,005	<input type="checkbox"/> \$65,880 - \$73,316
<input type="checkbox"/> \$28,695 - \$36,131	<input type="checkbox"/> \$51,006 - \$58,442	<input type="checkbox"/> \$73,317 and up

10. **Size of family (include yourself, and apply the same definition of family as used in question 8 on family income):**

1  3  5  7  9  
 2  4  6  8  over 9 family members

### Thank You

Thank you for participating in this short follow-up survey to help Dutchess County Community College continue to offer cost effective, quality programs to the community.

**To ensure that we have the latest information please provide us with contact information to use, should you be the grand prize winner – telephone number and/or address.**

**The winning entry will be selected in June 2016**, and we will use the contact information supplied to inform the lucky winner of the news. GOOD LUCK and THANK YOU!