



2013-14 Graduate Survey

**Employment and Educational Outcomes
of Students Graduating
Summer 2013, Fall 2013, & Spring 2014**

**DUTCHESS COMMUNITY COLLEGE
OFFICE OF INSTITUTIONAL RESEARCH, PLANNING, & ASSESSMENT
AUGUST 2016**

K:\GRADUATE\SURVEY\2014 (1314 grads)\DATA ANALYSIS\Graduate_Survey_2013-14.pdf

CONTENTS

- Page 2 Data Sources; Sample Representativeness; Key Highlights
- Page 3 Table 1: Overall Outcomes
- Page 4 Table 2: Outcomes by Major/Program
- Page 7 Table 3: Employers in Dutchess County
- Page 9 Table 4: Transfer Colleges in New York
- Page 10 Appendix: Survey Instrument

DATA SOURCES

- Degrees conferred were extracted from Argos report ST0190B.
- Post-graduation employment and enrollment data was collected from survey respondents.
 - The questionnaire was created by Counseling & Career Services (see Appendix).
 - It was administered 3 to 9 months after graduation by mail, telephone, and online using Survey Monkey.
- Post-graduation enrollment data was extracted from the National Student Clearinghouse.



















SAMPLE REPRESENTATIVENESS

- 1,190 students graduated in Summer 2013, Fall 2013, and Spring 2014.
- 1,218 degrees were conferred; 27 students earned multiple degrees.
- Employment data was available for 463 graduates (39% of population).
- Education data was available for 797 graduates (67% of population).

KEY HIGHLIGHTS

- 73% of graduates reported being currently employed, 53% of which work in Dutchess County.
- 80% of graduates continued their education, 52% of which enrolled at a SUNY institution.
- Among graduates earning AAS degrees and Certificates, employment was more prevalent than continued education.
- Among graduates earning AA and AS degrees, continued education was more prevalent than employment.

Table 1: Overall Outcomes

OUTCOMES	N	%	
Total N	1190	100	
Employment Information Obtained	463	39	
Educational Information Obtained	797	67	
Employment Information Obtained	463	100	
Currently Employed	339	73	
Not Currently Employed	124	27	
Currently Employed	339	100	
Employed Full-Time	192	57	
Employment Related to Major	166	49	
Employed in NY State	297	88	
Employed in Dutchess County	181	53	
Not Currently Employed	124	100	
Seeking Employment	33	27	
Educational Information Obtained	797	100	
Continued Education/Transferred	640	80	
Continued Education/Transferred	640	100	
Within NY State	556	87	
Within SUNY System	332	52	

NOTES

- Degrees were conferred Summer 2013, Fall 2013, and Spring 2014. The reporting timeframe has been adjusted from prior reports due to changes in CTEA/Perkins reporting requirements.
- The employment and educational outcomes are distinct from one another, and unless indicated otherwise, include both full- and part-timers. Graduates may have reported on only one or both outcomes.
- Some students earned multiple degrees. **The outcomes shown are unduplicated counts of graduating students irrespective of total degrees conferred during the reporting timeframe.**

Table 2: Outcomes by Major/Program

MAJOR/PROGRAM		DEGREES	DATA	CURRENTLY	DATA	CONTINUED		
		CONFERRED	AVAILABLE	EMPLOYED	AVAILABLE	EDUCATION		
		N	N	N	%	N	N	%
Associate in Arts	AA	255	64	43	67	143	135	94
Liberal Arts & Sciences - Humanities and Social Sciences	LAH	252	63	43	68	141	133	94
Liberal Arts & Sciences - Mathematics	LAM	3	1	0	0	2	2	100
Associate in Science	AS	613	235	160	68	454	399	88
Adolescent Education (7-12) - Biology	EDB	1	0			0		
Adolescent Education (7-12) - Chemistry	EDX	0						
Adolescent Education (7-12) - Earth Science	EDS	0						
Adolescent Education (7-12) - English	EDL	6	4	2	50	4	4	100
Adolescent Education (7-12) - French	EDF	1	0			1	1	100
Adolescent Education (7-12) - History/Social Studies	EDH	12	6	4	67	11	10	91
Adolescent Education (7-12) - Mathematics	EDM	1	1	0	0	1	1	100
Adolescent Education (7-12) - Spanish	EDP	1	1	1	100	1	1	100
Art Studies	ASP	3	1	0	0	2	2	100
Aviation Management	AVM	6	2	1	50	3	2	67
Aviation Science - Pilot	AVI	4	2	1	50	2	2	100
Business Administration - Transfer	BAT	128	45	33	73	102	92	90
Communications and Media Arts	COM	44	24	17	71	33	22	67
Computer Science	CPS	10	6	4	67	9	8	89
Criminal Justice - Transfer	CRT	86	31	25	81	66	54	82
Early Childhood and Childhood Education (B-6)	EED	26	9	6	67	25	24	96
Early Childhood Education (B-2)	EDE	2	1	1	100	1	1	100
Elementary/Childhood Education (1-6)	EDC	6	4	4	100	4	1	25
Engineering Science - Transfer	ENR	22	12	6	50	20	18	90
Exercise Science and Wellness	ESW	20	7	4	57	14	13	93
Fire and Occupational Safety	FIR	2	1	1	100	1	0	0
General Studies	GSP	66	17	12	71	38	34	89
Human Services	HMS	55	22	18	82	39	36	92
Information Management	INM	9	4	1	25	5	5	100
Liberal Arts & Sciences - Science	LAX	59	16	6	38	46	45	98
Performing Arts	PFA	12	7	7	100	8	6	75
Visual Arts	VAT	31	12	6	50	18	17	94

Table 2: Outcomes by Major/Program (continued)

MAJOR/PROGRAM		DEGREES	DATA	CURRENTLY	DATA	CONTINUED		
		CONFERRED	AVAILABLE	EMPLOYED	AVAILABLE	EDUCATION		
		N	N	N	%	N	N	%
Associate in Applied Science	AAS	289	147	125	85	184	102	55
Accounting	ACC	8	1	1	100	3	3	100
Advertising - Commercial Art	CAR	10	7	6	86	7	4	57
Architectural Technology	ARC	16	9	8	89	12	7	58
Business Administration	BUS	29	12	9	75	17	12	71
Child Care	CHC	1	1	1	100	1	0	0
Clinical Lab Technician (formerly Medical Lab. Tech.)	MLT	12	6	6	100	7	5	71
Computer Information Systems	CIS	13	8	5	63	11	7	64
Construction Technology Management	CNS	12	3	3	100	4	3	75
Criminal Justice - Public and Private Security	CRJ	15	8	7	88	9	4	44
Early Childhood	ECH	13	7	7	100	8	3	38
Electrical Technology	ELT	16	9	7	78	12	6	50
Emergency Medical Technician - Paramedic	PAR	10	4	4	100	4	1	25
Fire Protection Technology	FPT	2	2	2	100	1	0	0
Mental Health Assistant	CMH	4	4	2	50	4	1	25
Nursing	NUR	94	51	44	86	64	34	53
Paralegal	PAL	19	9	7	78	14	11	79
Telecommunications Technology - Verizon	TEN	15	6	6	100	6	1	17
Certificate	CERT	61	38	28	74	39	21	54
Advanced Science and Mathematics Studies	ASM	0						
Air Conditioning and Refrigeration Technology	ACR	2	1	0	0	1	0	0
Bookkeeping	BOK	2	1	0	0	1	1	100
C++/Java Advanced Programming	CJC	0						
Chemical Dependency Counseling	CDC	4	3	3	100	3	3	100
Child Care - Direct Care	DRC	1	1	1	100	1	0	0
Computer Networking	CNC	1	0			0		
Computer Software Support	SSC	2	1	1	100	1	0	0
Early Childhood Caregiver	ECC	2	2	2	100	2	2	100
Music Performance	MPC	0						
Paralegal Certificate	PLL	11	7	4	57	8	3	38
Phlebotomist	PDC	10	7	5	71	7	2	29
Teacher Assistant	TEA	26	15	12	80	15	10	67
Web Administration	WAC	0						

Table 2: Outcomes by Major/Program (continued)

MAJOR/PROGRAM	DEGREES CONFERRED		DATA AVAILABLE	CURRENTLY EMPLOYED		DATA AVAILABLE	CONTINUED EDUCATION	
	<i>N</i>	<i>N</i>	<i>N</i>	<i>N</i>	%	<i>N</i>	<i>N</i>	%
<i>Total Degrees Conferred</i>	<i>TOTAL</i>	<i>1218</i>	<i>484</i>	<i>356</i>	<i>74</i>	<i>820</i>	<i>657</i>	<i>80</i>

NOTES

- Degrees were conferred Summer 2013, Fall 2013, and Spring 2014. The reporting timeframe has been adjusted from prior reports due to changes in CTEA/Perkins reporting requirements.
- The employment and educational outcomes are distinct from one another, and unless indicated otherwise, include both full- and part-timers. Graduates may have reported on only one or both outcomes.
- Some students earned multiple degrees. **The outcomes shown are based on DEGREES CONFERRED which includes graduates in the counts for each major/program completed.**

Table 3: Employers in Dutchess County

OF THE 181 GRADUATES WORKING IN DUTCHESS COUNTY, 20% REPORTED THESE 10 EMPLOYERS:

CVS PHARMACY	HUDSON VALLEY FEDERAL CREDIT UNION
DUTCHESS COMMUNITY COLLEGE	MOUNT KISCO MEDICAL GROUP
DUTCHESS COUNTY SHERIFF'S OFFICE	VASSAR BROTHERS MEDICAL CENTER
ELANT	VERIZON
HANNAFORD	WAPPINGERS CENTRAL SCHOOL DISTRICT

THE REMAINDER WORKED ELSEWHERE IN THE COUNTY:

A&P FOOD SUPERMARKET	DUTCHESS COUNTY CLERK'S OFFICE	MCDONALD'S
ABILITIES FIRST	DUTCHESS COUNTY JAIL	MEADOW CONTAINER
ACORN TO OAKS	EMERGENCY ONE	MID-HUDSON REGIONAL HOSPITAL
ACTION CAPITAL INSURANCE AGENCY	EVEREADY DINER	MMJM TV PRODUCTIONS
ANDERSON CENTER FOR AUTISM	FAIRVIEW FIRE DISTRICT	MOBILE LIFE
ARLINGTON FIRE DISTRICT	FAMILY SERVICES POUGHKEEPSIE	NEW COVENET LEARNING CENTER
ARLINGTON SCHOOL DISTRICT	FAMOUS FOOTWEAR	NEW HORIZONS
ART CENTRAL	FOOTLOCKER	OAKWOOD FRIENDS SCHOOL
ASTOR SERVICES FOR CHILDREN & FAMILIES	FRIENDLY FORD	PAGE LUMBER
AVALON ASSISTED LIVING	FRIENDLY HONDA	PANERA BREAD
AWESOME COUNTRY	GARNER CHIROPRACTIC	PEPSI
BARAVON OPERA HOUSE	GREYSTONE PROGRAMS	PET SUPPLIES PLUS
BEEKMAN ARMS/DELAMATER INN	H&R BLOCK	PETCO
BESTBUY	HEALTH QUEST	PHARMACY
BJ'S	HEALTHY KIDS EXTENDED DAY PROGRAM	PINE PLAINS CENTRAL SCHOOL DISTRICT
BLUE SEAL FEEDS	HONEYBEE CHILDCARE	PLANET FITNESS
BOCES	HYDE PARK CENTRAL SCHOOL DISTRICT	POUGHKEEPSIE CITY SCHOOL DISTRICT
BOUNCE TRAMPOLINE SPORTS	INXPRESS	POUGHKEEPSIE GALLERIA
BROCK AND COMPANY	J PAUL VOSBURGH	POUGHKEEPSIE WATER TREATMENT PLANT
BROOKSIDE MEADOWS	JOE CHRISTIANO'S PIZZA	PRECISION AVIONICS
CARDINALE HAYES HOME FOR CHILDREN	JOHN ZIPAY EXCAVATION	PREMIER MEDICAL GROUP
CHILDREN'S HOME OF POUGHKEEPSIE	LUTHERAN CARE CENTER	PRICE CHOPPER
CRUNCH FITNESS	LUXOTTICA	PROJECT MORE INC
DAIRY QUEEN	LYCEUM SIX CINEMA	RAYMOND OPTICAL
DICK'S SPORTING GOODS	M&T BANK	RAYMOUR & FLANNIGAN
DSI RENAL	MACYS	SAM'S CLUB
DUTCHESS ARC	MARIST COLLEGE	SPLASH DOWN

Table 3: Employers in Dutchess County (continued)

SPORTSPLEX
ST. FRANCIS HOSPITAL
STATE FARM INSURANCE
STEINBERG, LYMER & PLALT
STEWARTS SHOPS
STOP & SHOP
TACONIC DDSO
THE BLUE BOOK
TIMESQUARE MEDIA
TJ MAXX
TRANSCARE
TRUE VALUE
UNLIMITED CARE INC
VASSAR COLLEGE/WIND FARM NURSERY
VILLA BORGHESE
VINNY'S ITALIAN MARKET
VIRTUAL DRAFTING SOLUTIONS
VISCOUNT LIQUOR
VITAMIN WORLD
WALGREENS
WEBATUCK CENTRAL SCHOOL
WESTAGE MANAGEMENT
WESTFIELD FLIGHT ACADEMY
WETZEL'S PRETZELS
WINGATE AT FISHKILL

Table 4: Transfer Colleges in New York

OF THE 556 GRADUATES CONTINUING THEIR EDUCATION IN NEW YORK, 61% SUBSEQUENTLY ENROLLED AT THESE 10 COLLEGES:

CUNY JOHN JAY COLLEGE OF CRIMINAL JUSTICE	SUNY BINGHAMTON
MARIST COLLEGE	SUNY DUTCHESS CC
MERCY COLLEGE	SUNY EMPIRE STATE
MOUNT SAINT MARY COLLEGE	SUNY NEW PALTZ
SUNY ALBANY	SUNY ONEONTA

THE REMAINDER ENROLLED ELSEWHERE IN THE STATE:

BARD COLLEGE	NEW YORK UNIVERSITY	SUNY MORRISVILLE
BERKELEY COLLEGE	NYACK COLLEGE	SUNY ORANGE CC
CLARKSON UNIVERSITY	PACE UNIVERSITY	SUNY OSWEGO
COLLEGE OF SAINT ROSE	PAUL SMITHS COLLEGE	SUNY PLATTSBURGH
COLUMBIA UNIVERSITY OF GENERAL STUDIES	PRATT INSTITUTE	SUNY POLYTECHNIC INSTITUTE
CORNELL UNIVERSITY	RENSSELAER POLYTECHNIC INSTITUTE	SUNY POTSDAM
CUNY BERNARD M. BARUCH COLLEGE	ROCHESTER INSTITUTE OF TECHNOLOGY	SUNY PURCHASE
CUNY BOROUGH OF MANHATTAN COMMUNITY COLLEGE	SCHOOL OF VISUAL ARTS	SUNY ROCKLAND CC
CUNY BROOKLYN COLLEGE	SIENA COLLEGE	SUNY STONY BROOK
CUNY CITY COLLEGE	SOUND & RECORDING TECH SCHOOL	SUNY ULSTER CC
CUNY HUNTER COLLEGE	ST JOHNS UNIVERSITY	SUNY UPSTATE
CUNY LAGUARDIA COMMUNITY COLLEGE	SUNY ADIRONDACK CC	SUNY WESTCHESTER CC
CUNY LEHMAN COLLEGE	SUNY ALFRED	SYRACUSE UNIVERSITY
CUNY NYC COLLEGE OF TECHNOLOGY	SUNY BROCKPORT	THE ART INSTITUTE OF NEW YORK CITY
CUNY QUEENS COLLEGE	SUNY BROOME CC	THE SAGE COLLEGES
DOMINICAN COLLEGE	SUNY BUFFALO	UTICA COLLEGE
EXCELSIOR COLLEGE	SUNY CANTON	VASSAR COLLEGE
FIVE TOWNS COLLEGE	SUNY COBLESKILL	
FORDHAM UNIVERSITY	SUNY CORTLAND	
HOFSTRA UNIVERSITY	SUNY DELHI	
IONA COLLEGE	SUNY ENVIRONMENTAL SCIENCE AND FORESTRY	
LIM COLLEGE	SUNY FARMINGDALE	
LONG ISLAND UNIVERSITY	SUNY FASHION INSTITUTE OF TECHNOLOGY	
MANHATTAN COLLEGE	SUNY GENESEO	
NEW ENGLAND CULINARY INSTITUTE	SUNY HUDSON VALLEY CC	
NEW YORK INSTITUTE OF ART & DESIGN	SUNY JEFFERSON CC	
NEW YORK INSTITUTE OF TECHNOLOGY	SUNY MARITIME	

Appendix: 2013/14 Graduate Survey

Counseling & Career Services (845.431.8040) at Dutchess Community College congratulates you on earning your degree, and we would like to discover whether you have been successful in meeting your employment or transfer goals.

As a way of saying thank you, your name will be entered into a special raffle for survey participants. Completing this survey provides you:

A CHANCE TO WIN A GIFT CERTIFICATE FROM DCC'S BOOKSTORE.

Please take just a few minutes of your time to answer this very short survey. All information collected is strictly for research purposes and will only be shared in aggregate form. Your personal responses will remain completely confidential.

1. **Please enter your name here (Only one response per student will be entered into the raffle drawing):**

2. **Are you currently employed (either full-time or part-time)?**

- Employment in a job related to your program of study?
 Full Time Part Time
- Employed in a job not related to your program of study?
 Full Time Part Time
- Enter the military?
- Not working but seeking employment?
- Not working and NOT seeking employment?

If employed please enter:

Employer Name: _____

Your job title: _____

Are you employed in New York State? Yes No

If yes, what county are you employed in? _____

3. **After completing your program or leaving DCC, did you pursue additional education and/or transfer?**

Yes No

If yes, please tell us the name of the school in which you enrolled:

Is your college in New York State? Yes No

MAJOR: _____

4. Have you taken a Licensing or Certification Exam (i.e. NCLEX; Fitness Instructor; Clinical Lab Technologist)?

Yes No **If yes, what exam did you take, and did you pass?**

5. While at Dutchess Community College did you:

- Attend an on-campus Job Fair
- Attend a Transfer Fair or Transfer Panel
- Receive Career or Transfer assistance at Counseling and Career Services
- Attend an in-class workshop on Transfer or Career issues
- None of the above

6. Is your first/primary language:

English Other (please specify _____)

7. While at DCC, did you fall in to any of the following categories?

A displaced homemaker? Yes No A single parent? Yes No

8. Family Income Level (if you live at home, indicate the combined income of your parents, if you live independently indicate the combined income of yourself and any other working individuals in your household)

<input type="checkbox"/> \$0 - \$21,257	<input type="checkbox"/> \$36,132 - \$43,568	<input type="checkbox"/> \$58,443 - \$65,879
<input type="checkbox"/> \$21,258 - \$28,694	<input type="checkbox"/> \$43,569 - \$51,005	<input type="checkbox"/> \$65,880 - \$73,316
<input type="checkbox"/> \$28,695 - \$36,131	<input type="checkbox"/> \$51,006 - \$58,442	<input type="checkbox"/> \$73,317 and up

9. Size of family (include yourself, and apply the same definition of family as used in question 8 on family income):

1 3 5 7 9
 2 4 6 8 over 9 family members

Thank You

Thank you for participating in this short follow-up survey to help Dutchess County Community College continue to offer cost effective, quality programs to the community.

To ensure that we have the latest information please provide us with contact information to use, should you be the grand prize winner – telephone number and/or address.

The winning entry will be selected in June 2014, and we will use the contact information supplied to inform the lucky winner of the news. **GOOD LUCK and THANK YOU!**